



LED PANEL SERIES

LED SLIM PANEL

AVAILABLE SHAPE : ROUND SQUARE

AVAILABLE COLOR : 6500K COOL WHITE,
4000K NATURAL WHITE,
3000K WARM WHITE

BODY TYPE : ALUMINIUM

VOLTAGE RANGE : 100V - 300V

LIFE TIME : 40,000 HOURS

CRI : > 80

FREQUENCY : 50Hz - 60Hz

TEMPERATURE : -20°C TO +45°C



PRODUCT CODE	WATT	CUTOUT	DIMENSION
RB-SP - 1	6 WATT	100 MM	120 MM
RB-SP - 2	12 WATT	150 MM	170 MM
RB-SP - 3	18 WATT	200 MM	225 MM
RB-SP - 4	22 WATT	280 MM	300 MM

LED SURFACE PANEL

AVAILABLE SHAPE : ROUND SQUARE

AVAILABLE COLOR : 6500K COOL WHITE,
4000K NATURAL WHITE,
3000K WARM WHITE

BODY TYPE : ALUMINIUM

VOLTAGE RANGE : 100V - 300V

LIFE TIME : 40,000 HOURS

CRI : > 80

FREQUENCY : 50Hz - 60Hz

TEMPERATURE : -20°C TO +45°C



PRODUCT CODE	WATT	DIMENSION
RB-SP - 1	8 WATT	100 MM
RB-SP - 2	15 WATT	150 MM
RB-SP - 3	22 WATT	200 MM

LED SSK PANEL LIGHT

AVAILABLE SHAPE : ROUND SQUARE

AVAILABLE COLOR : 6500K COOL WHITE,
4000K NATURAL WHITE,
3000K WARM WHITE

BODY TYPE : POLY CARBONET (PLASTIC)

VOLTAGE RANGE : 100V - 300V

LIFE TIME : 40,000 HOURS

CRI : > 80

FREQUENCY : 50Hz - 60Hz

TEMPERATURE : -20°C TO +45°C



PRODUCT CODE	WATT	CUTOUT	DIMENSION
RB-DP - 1	8 WATT	100 MM	120 MM
RB-DP - 2	15 WATT	125 MM	145 MM
RB-DP - 3	22 WATT	150 MM	165 MM

LED 3 IN 1 PANEL LIGHT

AVAILABLE SHAPE : ROUND SQUARE

AVAILABLE COLOR : 6500K COOL WHITE,
4000K NATURAL WHITE,
3000K WARM WHITE

BODY TYPE : POLY CARBONET (PLASTIC)

VOLTAGE RANGE : 100V - 300V

LIFE TIME : 40,000 HOURS

CRI : > 80

FREQUENCY : 50Hz - 60Hz

TEMPERATURE : -20°C TO +45°C



PRODUCT CODE	WATT	CUTOUT	DIMENSION
RB-DP - 1	8 WATT	100 MM	120 MM
RB-DP - 2	15 WATT	125 MM	145 MM
RB-DP - 3	22 WATT	150 MM	165 MM

LED DOWN LIGHT

AVAILABLE SHAPE : ROUND

AVAILABLE COLOR : 6500K COOL WHITE,
4000K NATURAL WHITE,
3000K WARM WHITE

BODY TYPE : ALUMINIUM

VOLTAGE RANGE : 100V - 300V

LIFE TIME : 40,000 HOURS

CRI : > 80

FREQUENCY : 50Hz - 60Hz

TEMPERATURE : -20°C TO +45°C



PRODUCT CODE	WATT	CUTOUT	DIMENSION
RB-DL - 1	7 WATT	75 MM	90 MM
RB-DL - 2	16 WATT	105 MM	120 MM
RB-DL - 3	24 WATT	155 MM	170 MM

LED DEEP DOWN LIGHT

AVAILABLE SHAPE : ROUND

AVAILABLE COLOR : 6500K COOL WHITE,
4000K NATURAL WHITE,
3000K WARM WHITE

BODY TYPE : ALUMINIUM

VOLTAGE RANGE : 100V - 300V

LIFE TIME : 40,000 HOURS

CRI : > 80

FREQUENCY : 50Hz - 60Hz

TEMPERATURE : -20°C TO +45°C



PRODUCT CODE

WATT

CUTOUT

DIMENSION

RB-DDL - 1

12 WATT

100 MM

110 MM

RB-DDL - 2

18 WATT

137 MM

143 MM



LED SPOT SERIES

DEEP COB BUTTON LIGHT

AVAILABLE SHAPE : ROUND

AVAILABLE BODY COLOR : WHITE BLACK ROSEGOLD

AVAILABLE COLOR : WHITE, WARM WHITE, BLUE
PINK, GREEN, NATURAL WHITE
RED

BODY TYPE : ALUMINIUM

VOLTAGE RANGE : 100V - 300V

LIFE TIME : 40,000 HOURS

CRI : > 80

FREQUENCY : 50Hz - 60Hz

TEMPERATURE : -20°C TO +45°C



PRODUCT CODE

WATT

CUTOUT

RB DCBL-1

3 WATT

30 MM

LED BUTTON LIGHT

AVAILABLE SHAPE : ROUND
AVAILABLE BODY COLOR : WHITE, BLACK
AVAILABLE COLOR : WHITE, WARM WHITE, BLUE
PINK, GREEN
BODY TYPE : ALUMINIUM
VOLTAGE RANGE : 100V - 300V
LIFE TIME : 40,000 HOURS
CRI : > 80
FREQUENCY : 50Hz - 60Hz
TEMPERATURE : -20°C TO +45°C



PRODUCT CODE	WATT	CUTOUT
RB-BT - 1	1 WATT	30 MM
RB-BT - 2	3 WATT	30 MM

LED DEEP COB LIGHT

AVAILABLE SHAPE : ROUND

AVAILABLE BODY COLOR : **BLACK**

AVAILABLE COLOR : 3000 K WARM WHITE
4000 K NATURAL WHITE

BODY TYPE : ALUMINIUM

VOLTAGE RANGE : 100V - 300V

LIFE TIME : 40,000 HOURS

CRI : > 80

FREQUENCY : 50Hz - 60Hz

TEMPERATURE : -20°C TO +45°C



PRODUCT CODE	WATT	CUTOUT
RB DLC-1	7 WATT	50 MM
RB DLC-2	12 WATT	74 MM

LED ROSE GOLD DEEP COB LIGHT

AVAILABLE SHAPE : ROUND
AVAILABLE BODY COLOR : **BLACK**
AVAILABLE COLOR : 3000K WHARM WHITE
4000K NATIRAL WHITE
BODY TYPE : ALUMINIUM
VOLTAGE RANGE : 100V - 300V
LIFE TIME : 40,000 HOURS
CRI : > 80
FREQUENCY : 50Hz - 60Hz
TEMPERATURE : -20°C TO +45°C



PRODUCT CODE

WATT

CUTOUT

RB RGDCL-1

7 WATT

50 MM

RB RGDCL-2

12 WATT

74 MM

LED CURVE COB LIGHT

AVAILABLE SHAPE : ROUND
AVAILABLE BODY COLOR : WHITE BLACK
AVAILABLE COLOR : 3000K WHARM WHITE,
4000K NATURL WHITE
BODY TYPE : ALUMINIUM
VOLTAGE RANGE : 100V - 300V
LIFE TIME : 40,000 HOURS
CRI : > 80
FREQUENCY : 50Hz - 60Hz
TEMPERATURE : -20°C TO +45°C



PRODUCT CODE

WATT

CUTOUT

RB CCL-1

7 WATT

65 MM

RB CCL-2

12 WATT

75MM

LED MOVABLE COB LIGHT

AVAILABLE SHAPE : ROUND
AVAILABLE BODY COLOR : WHITE
AVAILABLE COLOR : 6500K COOL WHITE,
4000K NATURAL WHITE,
3000K WARM WHITE
BODY TYPE : ALUMINIUM
VOLTAGE RANGE : 100V - 300V
LIFE TIME : 40,000 HOURS
CRI : > 80
FREQUENCY : 50Hz - 60Hz
TEMPERATURE : -20°C TO +45°C



PRODUCT CODE	WATT	CUTOUT	DIMENSION
RB-MCL-1	3 WATT	55 MM	70 MM
RB-MCL-2	7 WATT	70 MM	80 MM
RB-MCL-3	12 WATT	85 MM	105 MM
RB-MCL-4	18 WATT	98 MM	115 MM
RB-MCL-5	30 WATT	145 MM	160 MM

LED STRIKER LIGHT

BODY TYPE : ALUMINIUM

VOLTAGE RANGE : 100V - 300V

LIFE TIME : 40,000 HOURS

CRI : > 80

FREQUENCY : 50Hz - 60Hz

TEMPERATURE : -20°C TO +45°C



PRODUCT CODE	WATT
RB-ST - 1	3 WATT
RB-ST - 2	5 WATT



LED CYLINDER SERIES

LED LANCE MODEL CYLINDER LIGHT

AVAILABLE SHAPE : ROUND
AVAILABLE BODY COLOR : BLACK
AVAILABLE COLOR : WARM WHITE, NATURAL WHITE
REFLECTOR RING : BLACK , ROSEGOLD
BODY TYPE : ALUMINIUM
VOLTAGE RANGE : 100V - 300V
LIFE TIME : 40,000 HOURS
CRI : > 80
FREQUENCY : 50Hz - 60Hz
TEMPERATURE : -20°C TO +45°C



PRODUCT CODE

WATT

RB LM CL-1

7 WATT

RB LM CL-2

15 WATT

RB LM CL -3

22 WATT

LED CYLINDER LIGHT

BODY TYPE : ALUMINIUM

VOLTAGE RANGE : 100V - 300V

LIFE TIME : 40,000 HOURS

CRI : > 80

FREQUENCY : 50Hz - 60Hz

TEMPERATURE : -20°C TO +45°C



PRODUCT CODE

WATT

RB-CL - 1

3 WATT

RB-CL - 2

7 WATT

RB-CL - 3

10 WATT

RB-CL - 4

15 WATT

RB-CL - 5

20 WATT

LED RGB CYLINDER LIGHT

BODY TYPE : ALUMINIUM

VOLTAGE RANGE : 100V - 300V

LIFE TIME : 40,000 HOURS

CRI : > 80

FREQUENCY : 50Hz - 60Hz

TEMPERATURE : -20°C TO +45°C



PRODUCT CODE

WATT

RB-RGBCL-1

5 WATT



LED STREET SERIES

LED STREET LIGHT

BODY TYPE : ALUMINIUM

VOLTAGE RANGE : 100V - 300V

LIFE TIME : 40,000 HOURS

CRI : > 80

FREQUENCY : 50Hz - 60Hz

TEMPERATURE : -20°C TO +45°C



PRODUCT CODE

WATT

RB-SLE - 1

18 WATT

RB-SLE - 2

24 WATT

RB-SLE - 3

36 WATT

RB-SLE - 4

50 WATT

RB-SLE - 5

72 WATT

RB-SLE - 6

100 WATT

LED PLUTO STREET LIGHT

BODY TYPE : POLYCARBONATE

VOLTAGE RANGE : 100V - 300V

LIFE TIME : 40,000 HOURS

CRI : > 80

FREQUENCY : 50Hz - 60Hz

TEMPERATURE : -20°C TO +45°C



PRODUCT CODE	WATT
RB- PSL - 1	18 WATT
RB- PSL - 2	24 WATT



LED FLOOD SERIES

LED BACK CHOK FLOOD LIGHT

BODY TYPE : ALUMINIUM


VOLTAGE RANGE : 100V - 300V

LIFE TIME : 40,000 HOURS

CRI : > 80

FREQUENCY : 50Hz - 60Hz

TEMPERATURE : -20°C TO +45°C



PRODUCT CODE

WATT

RB-FL - 1

50 WATT

RB-FL - 2

100 WATT

RB-FL - 3

150 WATT

RB-FL - 4

200 WATT

RB-FL - 5

250 WATT

LED SLIM FLOOD

BODY TYPE : ALUMINIUM

VOLTAGE RANGE : 100V - 300V

LIFE TIME : 40,000 HOURS

CRI : > 80

FREQUENCY : 50Hz - 60Hz

TEMPERATURE : -20°C TO +45°C



PRODUCT CODE

WATT

RB-DC - 1

30 WATT

RB-DC - 2

50 WATT

RB-DC - 3

100 WATT

LANCE MODEL FLOOD LIGHT

BODY TYPE : ALUMINIUM

VOLTAGE RANGE : 100V - 300V

LIFE TIME : 40,000 HOURS

CRI : > 80

FREQUENCY : 50Hz - 60Hz

TEMPERATURE : -20°C TO +45°C



PRODUCT CODE	WATT
RB LM SL FL-1	50 WATT
RB LM SL FL-2	100 WATT

LED MARSH FLOOD LIGHT

BODY TYPE : ALUMINIUM


VOLTAGE RANGE : 100V - 300V

LIFE TIME : 40,000 HOURS

CRI : > 80

FREQUENCY : 50Hz - 60Hz

TEMPERATURE : -20°C TO +45°C



PRODUCT CODE

WATT

RB-MDC - 1

50 WATT

RB-MDC - 2


100 WATT

RB-MDC - 3

150 WATT

RB-MDC - 4

200 WATT



LED TRACK SERIES

LED TRACK LIGHT

BODY TYPE : ALUMINIUM

VOLTAGE RANGE : 100V - 300V

LIFE TIME : 40,000 HOURS


CRI : > 80

FREQUENCY : 50Hz - 60Hz

TEMPERATURE : -20°C TO +45°C



PRODUCT CODE	WATT
RB-TR - 1	30 WATT
RB-TR - 2	50 WATT



LED ZUMAR SERIES

LED ZUMAR LIGHT

BODY TYPE : ALUMINIUM

VOLTAGE RANGE : 100V - 300V

LIFE TIME : 40,000 HOURS

CRI : > 80

FREQUENCY : 50Hz - 60Hz

TEMPERATURE : -20°C TO +45°C



PRODUCT CODE

WATT

RB-ZL - 1

60 WATT

RB-ZL - 2

100 WATT

LED PYRAMID LIGHT

BODY TYPE : ALUMINIUM

VOLTAGE RANGE : 100V - 300V

LIFE TIME : 40,000 HOURS

CRI : > 80

FREQUENCY : 50Hz - 60Hz

TEMPERATURE : -20°C TO +45°C



PRODUCT CODE

WATT

RB-PL - 1

60 WATT

RB-PL - 2

100 WATT



LED TUBE SERIES

LED TUBE LIGHT

BODY TYPE : ALUMINIUM

VOLTAGE RANGE : 100V - 300V

LIFE TIME : 40,000 HOURS

CRI : > 80

FREQUENCY : 50Hz - 60Hz

TEMPERATURE : -20°C TO +45°C



PRODUCT CODE	WATT
RB-TL - 1	20 WATT
RB-TL - 2	36 WATT
RB-TL - 3	72 WATT

SMPS

DRIVERS



AMP

2 AMP

3 AMP

5 AMP

7 AMP

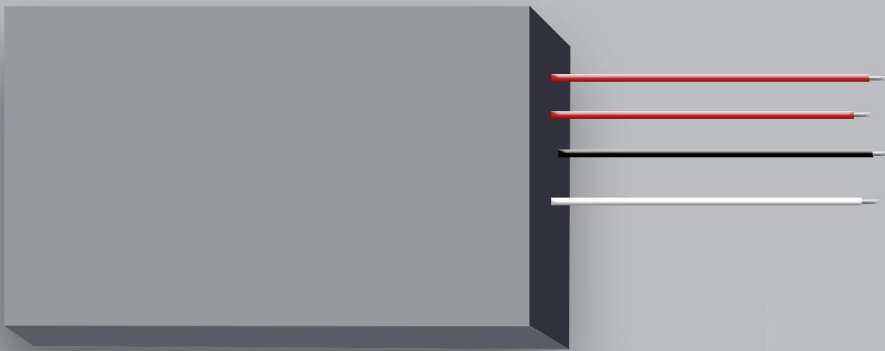
10 AMP

12 AMP

15 AMP

STRIPE

DRIVERS



AMP

- 2 AMP
- 3 AMP
- 5 AMP
- 8 AMP
- 10 AMP